

Palm Sunday ~ Crowds Welcome Jesus to Jerusalem

Matthew 21:1-11

Jesus and his disciples went to Jerusalem for the Passover feast. Jesus told two disciples to bring him a donkey. He told them where to find it. Jesus rode the donkey to Jerusalem. A big crowd welcomed him. People waved palm branches and put them on the road in front of Jesus. The crowds in Jerusalem praised Jesus as he passed by on a donkey. They shouted, "Hosanna! Hosanna! Blessed is the king of Israel!"

Crafts:



Praise Shakers:

Supplies:

Container to hold rice, beans or beads, ie...plastic eggs, paper plates, cups or plastic container

Something that will make noise, ie..beans, popcorn, rice or sand


Tape or stapler

Stickers

Markers, crayons, or sharpie for drawing on plastic eggs

Directions:

Place beans, popcorn, or rice inside your chosen container. Seal the container with tape, staples, or something that will keep the contents inside! Use stickers, markers, crayons to decorate the outside. Play a song and use your shakers to praise Jesus!



Paper Palms:

Supplies:

Green construction paper- if you don't have any use white paper and then color it with green markers, paint, or crayons!
glue stick or tap
wooden craft sticks
kids' scissors

Directions:

Fold the green paper in half and then cut a "half moon" shape to look like a palm branch shape. Then Cut little slits around the

perimeter of the half moon shape using child-safe scissors to make it look like a leaf. Glue or tape the craft stick to your palm leaf. Have fun waving your palms for Jesus!

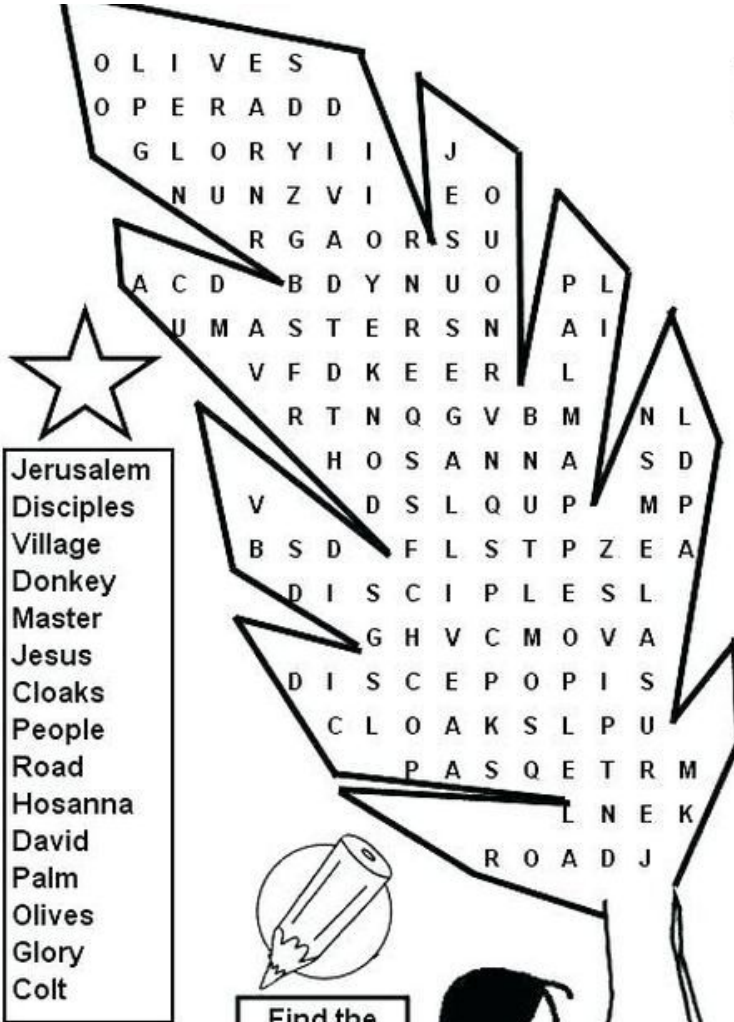


What other ways can you praise Jesus this week?

- When you're riding in the car with your family, have everyone sing a praise song to Jesus together.
- When you get out of bed in the morning, say, "Thank you, Jesus, for making this wonderful day!"
- Have a parade to celebrate Jesus! Line up your family and march and make lots of noise.

Blessed is the
king who
comes in the
name of the
Lord. Peace
in heaven and
glory in the
highest.

Luke 19:38



- Jerusalem
- Disciples
- Village
- Donkey
- Master
- Jesus
- Cloaks
- People
- Road
- Hosanna
- David
- Palm
- Olives
- Glory
- Colt





Find the
hidden
words



B
I
B
L
E
K
I
D
S
.







Holy Week/ Maundy Thursday

John 13:1-17

Take a piece of paper or cloth like a pillow case and use a washable marker to trace your child's feet and have them trace yours. Color in the feet. After coloring, wash your child's feet telling them the story when Jesus washed the disciples feet:



From *The Beginners Bible*:

Jesus and his disciples gathered together for a special Passover meal. Jesus knew he would be leaving them soon. After supper, Jesus removed his outer clothing. He wrapped a towel around his waist. Then he filled the bowl with water. Jesus washed and dried the disciples' feet one by one. Then it was Peter's turn. He said to Jesus, "Lord, you should never wash my feet." Jesus answered, "I must wash your feet for you to be part of my kingdom." Then he said to them all, "As I have washed your feet, you must watch each other's feet." By doing this, Jesus showed his friends how to love and serve each other.

What is Maundy Thursday?

Maundy Thursday is the day when many Christians remember and celebrate Jesus' final meal (the Last Supper or Lord's Supper). During the final meal with His disciples (it was a Passover meal), Jesus said and did many things to prepare His disciples for His impending death and departure. One of the things He said was, "I give you a new command: Love one another. Just as I have loved you, you must also love one another" (John 13:34). He repeated this "new command" in John 15:12 and 17. So, one of the things that night is remembered for is the "new command" of love Jesus gave to His disciples. There were other things as well, Jesus prepared His disciples for a new time when He would not be with them, He stressed the need for His people to love one another.